



Ready Mixed Concrete.

RMC Production.

Ready-Mix Concrete (RMC)

Manufacturing Plant.

A Revolution in Production of Concrete

[NPCS/3034/23386]

www.entrepreneurindia.co



Introduction

Ready-mix concrete (RMC) is a mixture of cement, water, sand and aggregates. Manufacturing ready-mix concrete and delivering through a transit mixer enables the implementation of precise concrete in the construction project, making it sturdy, strong and long lasting. Ready-mix concrete is particularly advantageous when small quantities of concrete or intermittent placing of concrete are required. Ready-mixed concrete is also ideal for large jobs where space is limited and there is little room for a mixing plant and aggregate stockpiles.



Ready mixed refers to concrete that is batched for delivery from a central plant instead of being mixed on the job site. Each batch of ready-mixed concrete is tailor-made according to the specifics of the contractor and is delivered to the contractor in a plastic condition, usually in the cylindrical trucks often known as "cement mixers."

Ready mix concrete is sometimes preferred over on-site concrete mixing because of the volume it can produce with precision of proportion of mixtures and also due to reduced work site confusion. Using a pre-determined concrete mixture reduces flexibility, both in the supply chain and in the actual components of the concrete.



Ready-mix concrete is also termed as the customized concrete products for commercial purpose. Ready-mix concrete (RMC) refers to concrete that is specifically manufactured for delivery to the customer's construction site in a freshly mixed and plastic or unhardened state. Concrete itself is a mixture of Portland cement, water and aggregates comprising sand and gravel or crushed stone. In traditional work sites, each of these materials is procured separately and mixed in specified proportions at site to make concrete. Ready-mix concrete is bought and sold by volume – usually expressed in cubic meters (cubic yards in the US).

Ready-mix concrete (RMC) market is extensively used for the construction of various infrastructure development applications which include residential and commercial buildings, airports, runways, ports, energy generation facilities, production plants, and roads.

Uses of Ready Mix Concrete

1. Construction

Ready mix concrete Cement and asphalt have long been staples in the construction industry, but ready-mix varieties have made major strides in improving strength and durability. This solution can be used to erect large buildings, bridges, and warehouses as it offers the quality, limited pollution, and cost-savings essential for large-scale projects. Because the concrete has been prepared before reaching the construction site, workers can focus on proper application methods rather than wasting time on mixture measurements.

2. Freeways

Anyone who has driven on a freeway riddled with potholes knows the downfall of poor-quality concrete.

Paving a freeway requires durable, long-lasting materials that will hold up against all weather and heavy traffic. Ready-mix concrete can be fine-tuned to endure harsh conditions and is renowned for its superior longevity, making it perfect for the demands of public streets and highways.

3. Eco-Friendliness

The ingredients of concrete – water, aggregate and cement – are readily available and sourcing them has a lesser impact on the environment than when other building materials are used. Any leftover materials from the creation of the concrete can be reused or recycled, too.



4. Lower Maintenance Costs

The resilience, strength and durability of concrete means that buildings constructed from it will remain in good condition for years on end. There may be some minor cosmetic maintenance required, but overall, concrete will maintain its condition for much longer than other materials, reducing the required expense for maintenance.



Advantages of Ready-Mix Concrete

Following are the advantages of ready-mix concrete:

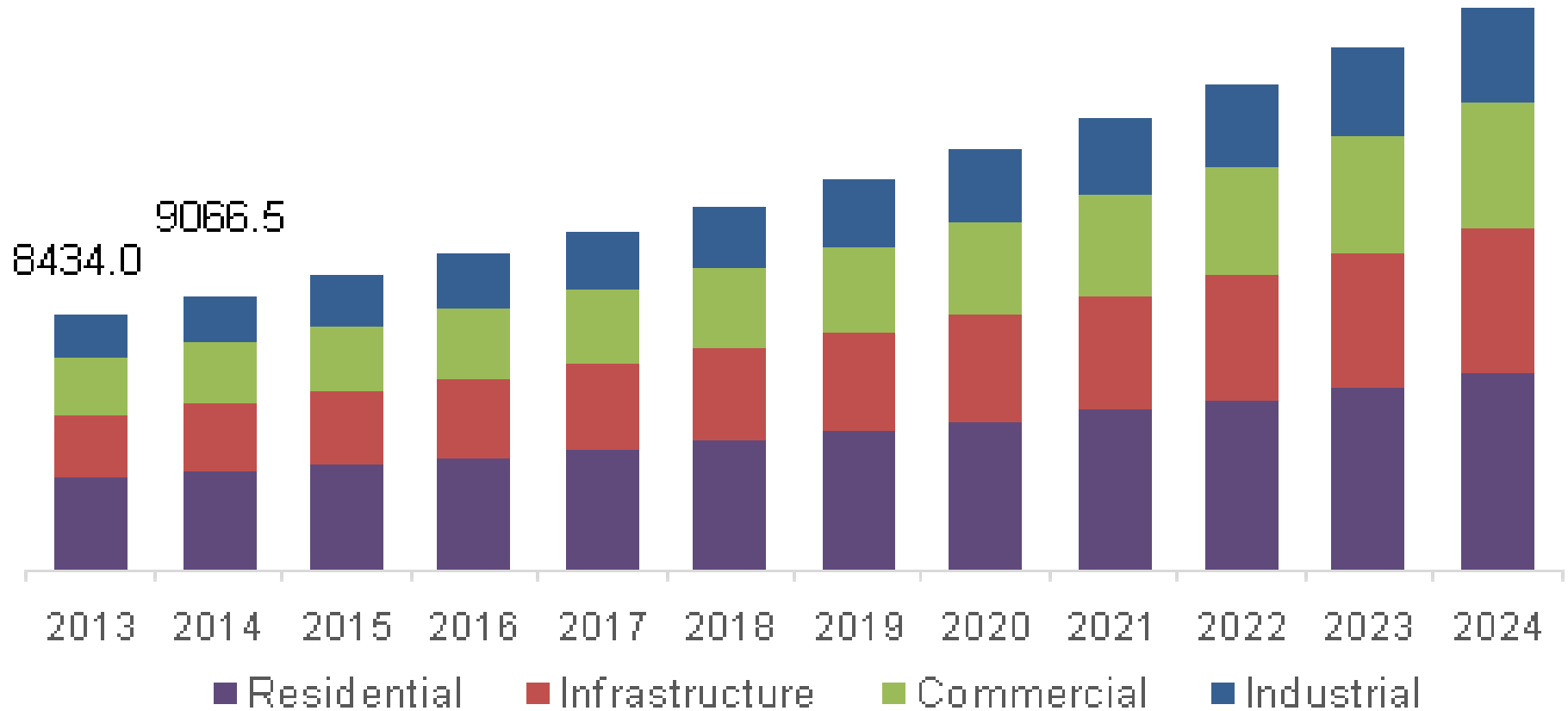
- **Ready Mix Concrete (RMC) allows speedy construction through programmed delivery at site, mechanized operation with consequent economy.**
- **RMC reduces the labour cost and site supervising cost.**
- **RMC comes with consistency in quality through accurate & computerized control of sand aggregates and water as per mix designs.**
- **Production of RMC helps in minimizing cement wastage due to bulk handling.**
- **Production of RMC is relatively pollution free.**
- **Reduced project time resulting in savings in all aspects.**
- **Proper control and economy in use of raw material resulting in saving of natural resources.**

Market Survey

The ready-mix concrete market is expected to witness a steady growth rate during the forecast period, 2018 - 2023.



Global Ready-Mix Concrete Market Volume, By Application, 2013 To 2024 (Million Tons)



The growing number of infrastructure projects, including bridges, roads, dams, and airport expansion works, especially in developing nations is fueling the demand for ready-mix concrete. The global ready-mix concrete market is thus expected to witness high growth in the coming years. Some of the other reasons behind the growth of the market are high government spending on construction, manufacturing, and power plants, the growing population, and the trend of urbanization.

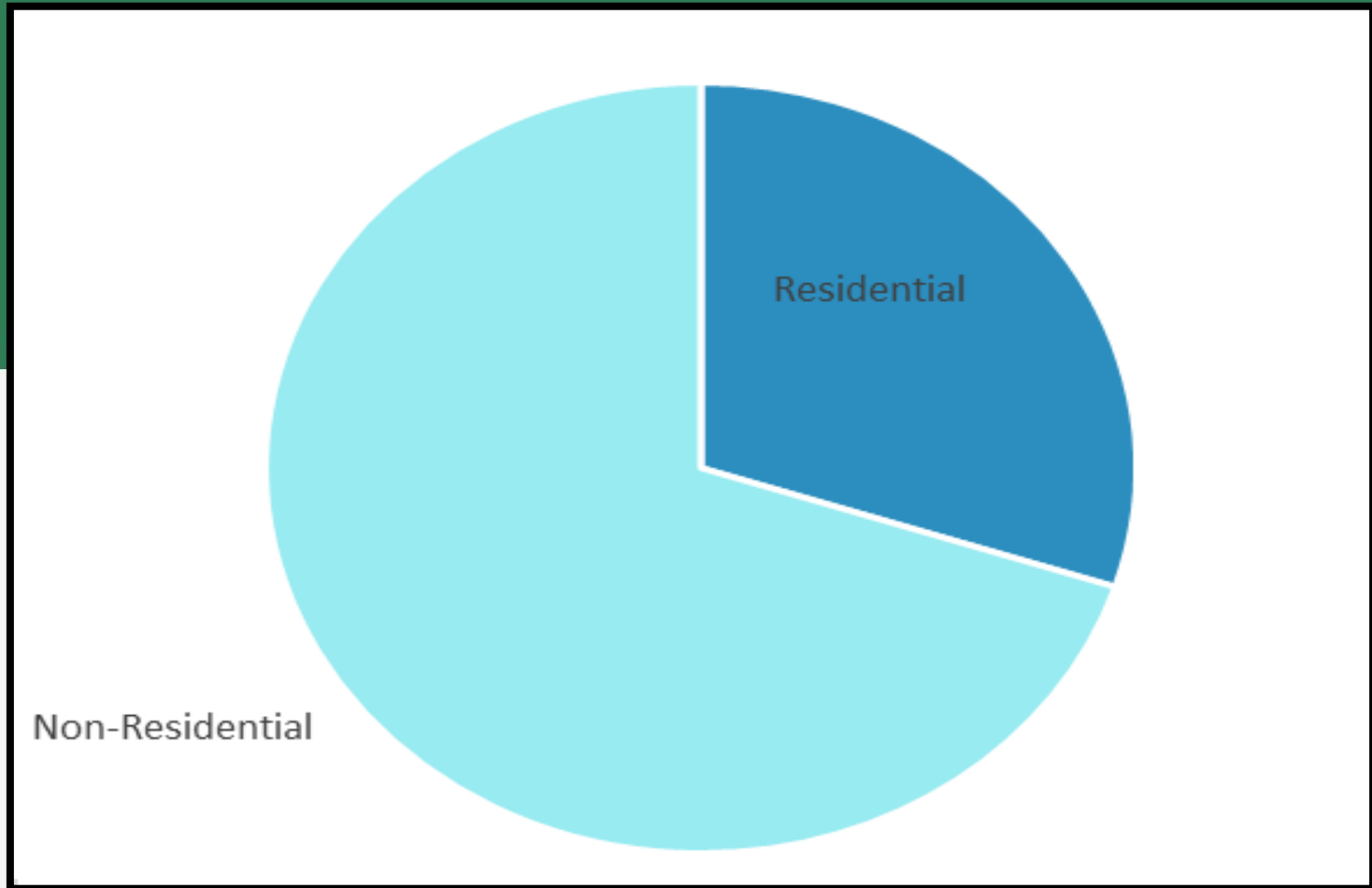
Ready-mix concrete is a type of concrete that improves durability and sustainability. It is an easier option purchasing the raw materials individually and experimenting every time with handling and proportioning, is not involved. The global ready-mix concrete market is a very dynamic market and is expected to witness high growth over the forecast period.

The global ready-mix concrete market has been segmented by production (on site and off site), by application (Commercial, Residential, Infrastructure, Industrial utilities) and by region (the Americas, Europe, Asia-Pacific and RoW). Increased construction of residential and commercial complexes is also expected to boost ready-mix demand during the coming years. Rapid population expansion, coupled with the infrastructural requirement in Saudi Arabia, has led the government to initiate several large-scale construction works in order to ease pressure on existing infrastructure, which, in turn, will spur the market growth over the forecast period. Growing population and increasing disposable income in China and India will drive the construction growth, which in turn, will spur the demand for RMC.

Ready-mix concrete owing to their superior features are widely used in non-residential applications, such as in commercial, infrastructure, and industrial. India has even experienced significant interest from foreign investors in its infrastructural sector.



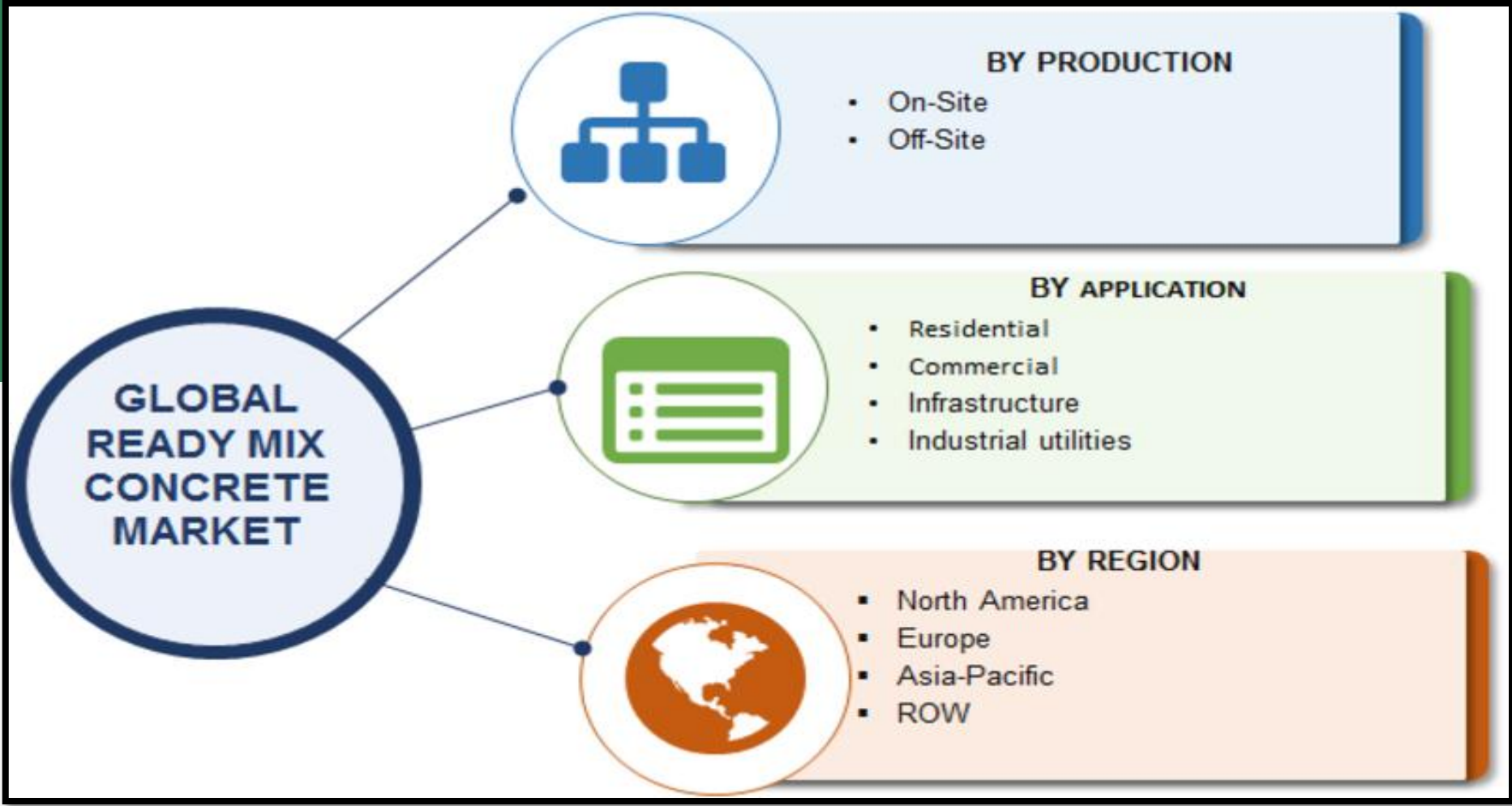
Ready-Mix Concrete Market, Application (in %), Global, 2017



RMC is being preferred over traditional concrete owing to ease of use, greater convenience, economy, and better quality. Furthermore, wastage reduction, low inventory costs, and efficient utilization will lead to the lowering of the overall project expenditures which in turn will augment the product demand over the upcoming years.



Ready-Mix Concrete Market-By Segment:



The global ready-mix concrete market can be segmented on the basis of geography into Asia Pacific, North America, Europe, and the Rest of the World. In terms of geography, Asia Pacific accounted for the majority market share during 2016 and will continue to dominate the market for the next four years. Asia Pacific will lead in the market owing to a growing number of new infrastructural projects in India, Singapore, China, and Thailand. Rapid industrialization and urbanization in these countries are behind the growth of the market in Asia Pacific. Some of the major factors responsible for the market's growth in the region is the rapid industrialization, population growth, urbanization, and favorable government policies, availability of cheap resources and skilled workforce, and low operational and labor costs.


On the other hand, it is expected that the introduction of new infrastructure construction projects will create a heightened demand for ready-mix concrete. This will ensure a continued growth of the market in the coming years.

Growing population and increasing disposable income in China and India will drive residential construction growth which in turn will spur the demand for RMC. Moreover, establishment of manufacturing facilities and power plants to keep up with the growing demand for energy on a global scale will further stimulate the product requirement over the forecast period.



Ready-Mix Concrete Plant





Project at a Glance

COST OF PROJECT				MEANS OF FINANCE			
Particulars	Existing	Proposed	Total	Particulars	Existing	Proposed	Total
Land & Site Development Exp.	0.00	240.00	240.00	Capital	0.00	193.32	193.32
Buildings	0.00	78.80	78.80	Share Premium	0.00	0.00	0.00
Plant & Machineries	0.00	319.50	319.50	Other Type Share Capital	0.00	0.00	0.00
Motor Vehicles	0.00	12.00	12.00	Reserves & Surplus	0.00	0.00	0.00
Office Automation Equipments	0.00	30.50	30.50	Cash Subsidy	0.00	0.00	0.00
Technical Knowhow Fees & Exp.	0.00	20.00	20.00	Internal Cash Accruals	0.00	0.00	0.00
Franchise & Other Deposits	0.00	0.00	0.00	Long/Medium Term Borrowings	0.00	579.95	579.95
Preliminary & Pre-operative Exp	0.00	2.00	2.00	Debentures / Bonds Unsecured	0.00	0.00	0.00
Provision for Contingencies	0.00	32.00	32.00	Loans/Deposits	0.00	0.00	0.00
Margin Money - Working Capital	0.00	38.46	38.46				
TOTAL	0.00	773.26	773.26	TOTAL	0.00	773.26	773.26



Project at a Glance

Year	Annualised		Book Value	Debt	Dividend	Retained Earnings		Payout	Probable Market Price	P/E Ratio	Yield Price/Book Value
	EPS	CEPS				Per Share					
	Rs	Rs	Rs	Rs	Rs	%	Rs	%	Rs	No.of Times	%
1-2	6.24	9.66	16.24	24.00	0.00	100.00	6.24	0.00	6.24	1.00	0.00
2-3	8.89	11.84	25.13	18.00	0.00	100.00	8.89	0.00	8.89	1.00	0.00
3-4	11.54	14.08	36.67	12.00	0.00	100.00	11.54	0.00	11.54	1.00	0.00
4-5	14.13	16.33	50.81	6.00	0.00	100.00	14.13	0.00	14.13	1.00	0.00
5-6	16.66	18.56	67.46	0.00	0.00	100.00	16.66	0.00	16.66	1.00	0.00



Project at a Glance

Year	D. S. C. R.			Debt / - Deposits Debt	Equity as- Equity	Total Net Worth	Retu rn on Net Wort h	Profitability Ratio					Assets Turnov er Ratio	Curre nt Ratio
	Individ ual	Cumula tive	Overa ll					GPM	PBT	PAT	Net Contri bution	P/V Ratio		
	(Number of times)			(Number of times)		%	%	%	%	%	%			
Initial				3.00	3.00									
1-2	1.39	1.39		1.48	1.48	2.18		17.65 %	8.98%	6.35%	566.9 9	29.83 %	1.94	0.98
2-3	1.68	1.53		0.72	0.72	1.24		19.05 %	11.72%	7.75%	660.9 6	29.81 %	2.07	1.29
3-4	2.02	1.68	2.03	0.33	0.33	0.73		19.99 %	13.66%	8.80%	755.3 7	29.80 %	2.09	1.65
4-5	2.44	1.85		0.12	0.12	0.45		20.63 %	15.06%	9.58%	849.7 8	29.80 %	2.02	2.05
5-6	2.95	2.03		0.00	0.00	0.28		21.06 %	16.06%	10.16 %	944.1 9	29.80 %	1.92	3.29



Project at a Glance

BEP

BEP - Maximum Utilisation Year	5
Cash BEP (% of Installed Capacity)	42.20%
Total BEP (% of Installed Capacity)	46.09%
IRR, PAYBACK and FACR	
Internal Rate of Return .. (In %age)	27.08%
Payback Period of the Project is (In Years)	2.814 Years
Fixed Assets Coverage Ratio (No. of times)	6.456



Major Queries/Questions Answered in the Report?

- 1. What is Ready-Mix Concrete industry ?**
- 2. How has the Ready-Mix Concrete industry performed so far and how will it perform in the coming years ?**
- 3. What is the Project Feasibility of Ready Mix Concrete (RMC) Plant ?**
- 4. What are the requirements of Working Capital for setting up Ready Mix Concrete plant ?**

- 5. What is the structure of the RMC Business and who are the key/major players ?**
- 6. What is the total project cost for setting up Ready-Mix Concrete (RMC) plant ?**
- 7. What are the operating costs for setting up Ready-Mix Concrete (RMC) project?**
- 8. What are the machinery and equipment requirements for setting up RMC plant ?**



- 9. Who are the Suppliers and Manufacturers of Plant & Machinery for setting up RMC plant ?**
- 10. What are the requirements of raw material for setting up Ready Mix Concrete (RMC) project?**
- 11. Who are the Suppliers and Manufacturers of Raw materials for setting up Ready Mix Concrete (RMC) plant ?**
- 12. What is the Manufacturing Process of Ready-Mix Concrete (RMC)?**

- 13. What is the total size of land required for setting up Ready-Mix Concrete (RMC) project?**
- 14. What will be the income and expenditures for Ready-Mix Concrete plant ?**
- 15. What are the Projected Balance Sheets of RMC plant ?**
- 16. What are the requirement of utilities and overheads for setting up Ready-Mix Concrete (RMC) project?**
- 17. What is the Built up Area Requirement and cost for setting up RMC Business?**

- 18. What are the Personnel (Manpower) Requirements for setting up Readymix Concrete Business?**
- 19. What are Statistics of Import & Export for Ready-Mix Concrete (RMC) ?**
- 20. What is the time required to break-even of RMC plant?**
- 21. What is the Break-Even Analysis of Ready-Mix Concrete (RMC) plant?**
- 22. What are the Project financials of Ready-Mix Concrete (RMC) plant?**

- 23. What are the Profitability Ratios of Ready-Mix Concrete plant?**
- 24. What is the Sensitivity Analysis-Price/Volume of RMC plant?**
- 25. What are the Projected Pay-Back Period and IRR of Ready-Mix Concrete (RMC) plant?**
- 26. What is the Process Flow Sheet Diagram of Ready-Mix Concrete (RMC) project?**

- 27. What are the Market Opportunities for setting up Readymix Concrete plant?**
- 28. What is the Market Study and Assessment for setting up RMC plant?**
- 29. What is the Plant Layout for setting up Readymix Concrete Business?**

Table of Contents of the Project Report

1. PROJECT LOCATION

- 1.1. Delhi – City Profile & Geotechnical Site Characterization
 - 1.1.1. General
 - 1.1.2. Map
 - 1.1.3. Climate & Rainfall
 - 1.1.4. Languages & Culture
 - 1.1.5. Transportation
 - 1.1.6. Economy and Industry

2. INTRODUCTION

3. PROPERTIES OF READY MIX CONCRETE

4. USES, ADVANTAGES AND DISADVANTAGES

5. ADVANTAGES OF READY MIXED CONCRETE

6. CONCRETE ADMIXTURES IN RMC

7. MARKET SURVEY

- 7.1. Overview of Indian Cement Industry

8. FINANCIALS & COMPARISON OF MAJOR INDIAN PLAYERS/COMPANIES

- 8.1. About Financial Statements of CMIE Database
- 8.2. Profits & Appropriations
- 8.3. Total Liabilities
- 8.4. Total Assets

- 8.5. Net Cash Flow from Operating Activities
- 8.6. Section – I
 - 8.6.1. Name of Company with Contact Details
 - 8.6.2. Name of Director(S)
 - 8.6.3. Plant Capacity
 - 8.6.4. Location of Plant
 - 8.6.5. Name of Raw Material(S) Consumed with Quantity & Cost
- 8.7. Section – II
 - 8.7.1. Assets
 - 8.7.2. Cash Flow
 - 8.7.3. Cost as % Ge of Sales
 - 8.7.4. Forex Transaction
 - 8.7.5. Growth in Assets & Liabilities
 - 8.7.6. Growth in Income & Expenditure
 - 8.7.7. Income & Expenditure
 - 8.7.8. Liabilities
 - 8.7.9. Liquidity Ratios
 - 8.7.10. Profitability Ratio
 - 8.7.11. Profits
 - 8.7.12. Return Ratios
 - 8.7.13. Structure of Assets & Liabilities (%)
 - 8.7.14. Working Capital & Turnover Ratios

9. PRESENT MANUFACTURERS

10. READY-MIXED CONCRETE

11. MANUFACTURING PROCESS

12. PROCESS FLOW DIAGRAM

12.1. Process Flow Diagram

13. SUPPLIERS OF RAW MATERIAL

14. SUPPLIERS OF PLANT AND MACHINERY

15. PLANT LAYOUT

16. MACHINERY PHOTOGRAPHS WITH SPECIFICATION

Project Financials

Project at a Glance	Annexure
• Assumptions for Profitability workings	1
• Plant Economics.....	2
• Production Schedule.....	3
• Land & Building.....	4
Factory Land & Building	
Site Development Expenses	

- **Plant & Machinery.....5**
 - Indigenous Machineries**
 - Other Machineries (Miscellaneous, Laboratory etc.)**
- **Other Fixed Assets.....6**
 - Furniture & Fixtures**
 - Pre-operative and Preliminary Expenses**
 - Technical Knowhow**
 - Provision of Contingencies**
- **Working Capital Requirement Per Month.....7**
 - Raw Material**
 - Packing Material**
 - Lab & ETP Chemical Cost**
 - Consumable Store**

- **Overheads Required Per Month and Per Annum.....8**
 - Utilities & Overheads (Power, Water and Fuel Expenses etc.)**
 - Royalty and Other Charges**
 - Selling and Distribution Expenses**
- **Salary and Wages9**
- **Turnover Per Annum10**
- **Share Capital.....11**
 - Equity Capital**
 - Preference Share Capital**

- **Annexure 1 :: Cost of Project and Means of Finance**
- **Annexure 2 :: Profitability and Net Cash Accruals**
 - **Revenue/Income/Realisation**
 - **Expenses/Cost of Products/Services/Items**
 - **Gross Profit**
 - **Financial Charges**
 - **Total Cost of Sales**
 - **Net Profit After Taxes**
 - **Net Cash Accruals**

• **Annexure 3 :: Assessment of Working Capital requirements**

- **Current Assets**
- **Gross Working Capital**
- **Current Liabilities**
- **Net Working Capital**
- **Working Note for Calculation of Work-in-process**

• **Annexure 4 :: Sources and Disposition of Funds**

- **Annexure 5 :: Projected Balance Sheets**

- **ROI (Average of Fixed Assets)**
- **RONW (Average of Share Capital)**
- **ROI (Average of Total Assets)**

- **Annexure 6 :: Profitability Ratios**

- **D.S.C.R**
- **Earnings Per Share (EPS)**
- **Debt Equity Ratio**

• **Annexure 7 :: Break-Even Analysis**

- **Variable Cost & Expenses**
- **Semi-Variable/Semi-Fixed Expenses**
- **Profit Volume Ratio (PVR)**
- **Fixed Expenses / Cost**
- **B.E.P**

- **Annexure 8 to 11 :: Sensitivity Analysis-Price/Volume**

- **Resultant N.P.B.T**
- **Resultant D.S.C.R**
- **Resultant PV Ratio**
- **Resultant DER**
- **Resultant ROI**
- **Resultant BEP**

- **Annexure 12 :: Shareholding Pattern and Stake Status**

- **Equity Capital**

- **Preference Share Capital**

- **Annexure 13 :: Quantitative Details-Output/Sales/Stocks**

- **Determined Capacity P.A of Products/Services**

- **Achievable Efficiency/Yield % of Products/Services/Items**

- **Net Usable Load/Capacity of Products/Services/Items**

- **Expected Sales/ Revenue/ Income of Products/ Services/ Items**

- **Annexure 14** :: **Product wise Domestic Sales Realisation**
- **Annexure 15** :: **Total Raw Material Cost**
- **Annexure 16** :: **Raw Material Cost per unit**
- **Annexure 17** :: **Total Lab & ETP Chemical Cost**
- **Annexure 18** :: **Consumables, Store etc.**
- **Annexure 19** :: **Packing Material Cost**
- **Annexure 20** :: **Packing Material Cost Per Unit**

- **Annexure 21** :: **Employees Expenses**
- **Annexure 22** :: **Fuel Expenses**
- **Annexure 23** :: **Power/Electricity Expenses**
- **Annexure 24** :: **Royalty & Other Charges**
- **Annexure 25** :: **Repairs & Maintenance Expenses**
- **Annexure 26** :: **Other Manufacturing Expenses**
- **Annexure 27** :: **Administration Expenses**
- **Annexure 28** :: **Selling Expenses**

- **Annexure 29 :: Depreciation Charges – as per Books (Total)**
- **Annexure 30 :: Depreciation Charges – as per Books (P & M)**
- **Annexure 31 :: Depreciation Charges - as per IT Act WDV (Total)**
- **Annexure 32 :: Depreciation Charges - as per IT Act WDV (P & M)**
- **Annexure 33 :: Interest and Repayment - Term Loans**
- **Annexure 34 :: Tax on Profits**
- **Annexure 35 :: Projected Pay-Back Period and IRR**

Reasons for Buying our Report:

- **This report helps you to identify a profitable project for investing or diversifying into by throwing light to crucial areas like industry size, market potential of the product and reasons for investing in the product**
- **This report provides vital information on the product like it's characteristics and segmentation**
- **This report helps you market and place the product correctly by identifying the target customer group of the product**

- **This report helps you understand the viability of the project by disclosing details like machinery required, project costs and snapshot of other project financials**
- **The report provides a glimpse of government regulations applicable on the industry**
- **The report provides forecasts of key parameters which helps to anticipate the industry performance and make sound business decisions**

Our Approach:

- **Our research reports broadly cover Indian markets, present analysis, outlook and forecast for a period of five years.**
- **The market forecasts are developed on the basis of secondary research and are cross-validated through interactions with the industry players**
- **We use reliable sources of information and databases. And information from such sources is processed by us and included in the report**

Scope of the Report

The report titled “Market Survey cum Detailed Techno Economic Feasibility Report on Ready Mix Concrete.” provides an insight into Ready Mix Concrete market in India with focus on uses and applications, Manufacturing Process, Process Flow Sheets, Plant Layout and Project Financials of Ready Mix Concrete project. The report assesses the market sizing and growth of the Indian Ready Mix Concrete Industry. While expanding a current business or while venturing into new business, entrepreneurs are often faced with the dilemma of zeroing in on a suitable product/line. And before diversifying/venturing into any product, they wish to study the following aspects of the identified product:

- **Good Present/Future Demand**
- **Export-Import Market Potential**
- **Raw Material & Manpower Availability**
- **Project Costs and Payback Period**

We at NPCS, through our reliable expertise in the project consultancy and market research field, have demystified the situation by putting forward the emerging business opportunity in the Ready Mix Concrete sector in India along with its business prospects. Through this report we have identified Ready Mix Concrete project as a lucrative investment avenue.

Tags

Ready Mix Concrete, Ready Mix Concrete Plant, Ready Mixed Concrete Mixing Plant, Ready Mix Concrete Plant in India, RMC Plant, Ready-Mix Concrete Batching Plant, Ready Mix Concrete Plant Cost, Ready Mix Concrete Project Report, Ready Mix Concrete Process, Ready Mix Concrete Pdf, RMC Plant Process, Properties of Ready Mix Concrete, Manufacturing of Concrete / Ready-Mix Concrete, Ready Mixed Concrete Industry, Concrete Batching Plant, Concrete Batching Plant, How to Start a Ready-Mixed Concrete Business, Ready Mixed Concrete (RMC), Ready Mix Concrete Business Plan, Ready Mix Concrete Plant Setup Cost, Ready Mixed Industry, Concrete Construction, How to Start a Small Concrete Business, Setting up a Ready-Mix Concrete Manufacturing, Production of Ready Mix Concrete (RMC), Cement Factory, Cement Manufacturing, Ready-Mix Concrete Manufacturing, Manufacturing Process of Cement, Ready Mix Concrete Batching Plant, Project Report on Cement Manufacturing Industry, Ready Mix Concrete Applications, Detailed Project Report on Ready Mix Concrete Plant, Project Report on Ready Mix Concrete Plant, Pre-Investment Feasibility Study on Ready Mix Concrete Plant, Techno-Economic feasibility study on Ready Mix Concrete Plant, Feasibility report on Ready Mix Concrete Plant Free Project Profile on Ready Mix Concrete Plant, Project profile on Ready Mix Concrete Plant, Download free project profile on Ready Mix Concrete Plant, Concrete Block & Ready Mix Concrete, Building Construction in India, Concrete Construction, RMC Construction Cement Plant, Ready-Mixed Concrete Industry in India, RMC - A Revolution in Production of Concrete

**Niir Project Consultancy Services (NPCS)
can provide Detailed Project Report on
Ready Mixed Concrete.**

RMC Production.

**Ready-Mix Concrete (RMC) Manufacturing
Plant.**

A Revolution in Production of Concrete

See more

<https://goo.gl/ZH6RJH>

<https://goo.gl/g6k567>

<https://goo.gl/kCHFGV>



Visit us at

www.entrepreneurindia.co



www.entrepreneurindia.co

**Take a look at
Niir Project Consultancy Services
on #Street View**

<https://goo.gl/VstWkd>

*Locate us on
Google Maps*

<https://goo.gl/maps/BKkUtq9gevT2>

OUR CLIENTS

Our inexhaustible Client list includes public-sector companies, Corporate Houses, Government undertaking, individual entrepreneurs, NRI, Foreign investors, non-profit organizations and educational institutions from all parts of the World. The list is just a glimpse of our esteemed & satisfied Clients.

Click here to take a look
<https://goo.gl/G3ICjV>



Free Instant Online Project

Identification and Selection Service

Our Team has simplified the process for you by providing a "Free Instant Online Project Identification & Selection" search facility to identify projects based on multiple search parameters related to project costs namely: Plant & Machinery Cost, Total Capital Investment, Cost of the project, Rate of Return% (ROR) and Break Even Point % (BEP). You can sort the projects on the basis of mentioned pointers and identify a suitable project matching your investment requisites.....[Read more](#)



Download Complete List of Project

Reports:

▪ Detailed Project Reports

NPCS is manned by engineers, planners, specialists, financial experts, economic analysts and design specialists with extensive experience in the related industries.

Our Market Survey cum Detailed Techno Economic Feasibility Report provides an insight of market in India. The report assesses the market sizing and growth of the Industry. While expanding a current business or while venturing into new business, entrepreneurs are often faced with the dilemma of zeroing in on a suitable product/line.



And before diversifying/venturing into any product, they wish to study the following aspects of the identified product:

- **Good Present/Future Demand**
- **Export-Import Market Potential**
- **Raw Material & Manpower Availability**
- **Project Costs and Payback Period**

The detailed project report covers all aspect of business, from analyzing the market, confirming availability of various necessities such as Manufacturing Plant, Detailed Project Report, Profile, Business Plan, Industry Trends, Market Research, Survey, Manufacturing Process, Machinery, Raw Materials, Feasibility Study, Investment Opportunities, Cost and Revenue, Plant Economics, Production Schedule,



Working Capital Requirement, uses and applications, Plant Layout, Project Financials, Process Flow Sheet, Cost of Project, Projected Balance Sheets, Profitability Ratios, Break Even Analysis. The DPR (Detailed Project Report) is formulated by highly accomplished and experienced consultants and the market research and analysis are supported by a panel of experts and digitalized data bank.

We at NPCS, through our reliable expertise in the project consultancy and market research field, have demystified the situation by putting forward the emerging business opportunity in India along with its business prospects.....[Read more](#)



Contact us

NIIR PROJECT CONSULTANCY SERVICES

106-E, Kamla Nagar, Opp. Spark Mall,

New Delhi-110007, India.

Email: npcs.ei@gmail.com , info@entrepreneurindia.co

Tel: +91-11-23843955, 23845654, 23845886, 8800733955

Mobile: +91-9811043595

Fax: +91-11-23845886

Website : www.entrepreneurindia.co , www.niir.org

Take a look at NIIR PROJECT CONSULTANCY SERVICES on #StreetView

<https://goo.gl/VstWkd>



Niir PROJECT CONSULTANCY SERVICES

An ISO 9001:2015 Company



www.entrepreneurindia.co

Who are we?

- *One of the leading reliable names in industrial world for providing the most comprehensive technical consulting services*
- *We adopt a systematic approach to provide the strong fundamental support needed for the effective delivery of services to our Clients' in India & abroad*



We at NPCS want to grow with you by providing solutions scale to suit your new operations and help you reduce risk and give a high return on application investments. We have successfully achieved top-notch quality standards with a high level of customer appreciation resulting in long lasting relation and large amount of referral work through technological breakthrough and innovative concepts. A large number of our Indian, Overseas and NRI Clients have appreciated our expertise for excellence which speaks volumes about our commitment and dedication to every client's success.



We bring deep, functional expertise, but are known for our holistic perspective: we capture value across boundaries and between the silos of any organization. We have proven a multiplier effect from optimizing the sum of the parts, not just the individual pieces. We actively encourage a culture of innovation, which facilitates the development of new technologies and ensures a high quality product.



What do we offer?

- *Project Identification*
- *Detailed Project Reports/Pre-feasibility Reports*
- *Market Research Reports*
- *Business Plan*
- *Technology Books and Directory*
- *Industry Trend*
- *Databases on CD-ROM*
- *Laboratory Testing Services*
- *Turnkey Project Consultancy/Solutions*
- *Entrepreneur India (An Industrial Monthly Journal)*

How are we different ?

- *We have two decades long experience in project consultancy and market research field*
- *We empower our customers with the prerequisite know-how to take sound business decisions*
- *We help catalyze business growth by providing distinctive and profound market analysis*
- *We serve a wide array of customers , from individual entrepreneurs to Corporations and Foreign Investors*
- *We use authentic & reliable sources to ensure business precision*



Our Approach

Requirement collection

Thorough analysis of the project

Economic feasibility study of the Project

Market potential survey/research

Report Compilation



Contact us

NIIR PROJECT CONSULTANCY SERVICES

106-E, Kamla Nagar, Opp. Spark Mall,
New Delhi-110007, India.

Email: npcs.ei@gmail.com , info@entrepreneurindia.co

Tel: +91-11-23843955, 23845654, 23845886, 8800733955

Mobile: +91-9811043595

Fax: +91-11-23845886

Website : www.entrepreneurindia.co , www.niir.org

Take a look at NIIR PROJECT CONSULTANCY SERVICES on #StreetView

<https://goo.gl/VstWkd>



Follow us



➤ <https://www.linkedin.com/company/niir-project-consultancy-services>



➤ <https://www.facebook.com/NIIR.ORG>



➤ <https://www.youtube.com/user/NIIRproject>



➤ <https://plus.google.com/+EntrepreneurIndiaNewDelhi>



➤ https://twitter.com/npcs_in



➤ <https://www.pinterest.com/npcsindia/>





For more information, visit us at:

www.niir.org

www.entrepreneurindia.co



www.entrepreneurindia.co